


★  
**L.E.A.D.**  
*Promo Guide*



★  
November 1 - 3  
Gull Lake Centre  
Lacombe County, Alberta

A sunburst graphic consisting of several thin, orange lines radiating from a central point, located to the right of the event dates and location.

# Welcome!

A message from your  
L.E.A.D. Chair 2024!



The RLPA and LEAD Chairs are stoked to bring us together again at Gull Lake Centre for L.E.A.D. 2024. L.E.A.D. is a conference for student leaders in campus housing focused on four main ideas- to learn, to educate, to act, and to dare.

Nestled in a cozy camp setting at the beginning of Alberta's fall, we gather for a weekend of inspiration, peer presentations, leadership activities, a case study competition, prizes, networking, learning, and fun!

L.E.A.D. sparks passion, curates innovation, and builds a community within likeminded individuals. Don't miss out on attending!

-Shaunak




# Why attend L.E.A.D.?



- Meet new friends from across Canada with shared passions!
- Opportunity to give a presentation at L.E.A.D. on a passion area related to residence life!
- Amazing case study competition-- great for anyone interested in pursuing a career in campus housing!
- Keynote speaker.
- A network of peers who have similar experiences living on campus to share stories and problem solve!
- Network with professional staff from institutions across Canada!
- Have the ultimate cabin sleepover with fellow student leaders!
- Fun evening activities.
- Fantastic prizes.
- Amazing photos and memories for life!

# Registration



Student Delegate: \$190

Professional Staff Chaperone: \$275

Registration Opens Monday, September 30th.  
Registration Closes Tuesday, October 15th.

Registration fees cover conference costs, meals, snacks, and accommodation during the L.E.A.D. conference. Institutions are responsible for providing their own transportation and items for the swag swap\*.

We are currently limiting each institution to a registration limit of two professional chaperones and ten student delegates to ensure all interested institutions can participate! If we have availability for more delegates by Monday, October 14th we will notify registered institutions.


Please contact us directly at [lead@rlpa.ca](mailto:lead@rlpa.ca) should you have any extenuating circumstances or questions.



\*keep reading for information on the swag swap and other conference activities



# Conference Activities




## Case Study

This is an amazing opportunity to collaborate with peers and learn from your unique approaches to relevant topics we see in campus housing. Participants will be split into groups with student staff from other institutions to collaborate, problem solve, and work toward a solution. The case study, sign up, assessment rubric, and timeline will be provided at the conference! Participation is not mandatory, but highly encouraged for maximum benefit!

## Round Tables

Students will have the chance to break off into smaller groups and discuss problems, themes, and ideas related to their life as leaders in housing. Working as student staff can be unpredictable and challenging-- so take advantage of having a community of folks in the same boat as you!

# Conference Activities



## Keynote


The Keynote speaker will be an opportunity to hear from a Residence Life professional on their experiences, journey, and insider tips and tricks on leadership in the industry.

## Swag Swap

One of our L.E.A.D. traditions is swag swap! Each student delegate brings up to \$10 CAD worth of school swag in a bag. Each delegate gets to take home swag from another institution as a fun memory of L.E.A.D. Please note we ask institutions to cover the cost of swag for their delegates! Swag swap is only for our students, but stay tuned for an optional sweatshirt swap for any professional staff looking for some swag!



# Conference Activities



## Presentations

One of the best parts of L.E.A.D. is our peer led presentations! After delegates have been registered, they have the chance to submit a proposal to the L.E.A.D. committee to present at L.E.A.D.! Topics can be passionate, personal, educational, and creative-- but must relate to residence life in some capacity. Interested in presenting? Check out our presentation proposal guide a few pages down!

## Nightly Activities

Can't wait to meet new people? Us too! Outside of our structured conference content, we'll have nightly activities to give you folks a chance to have fun and meet new pals! Past activities have included things like a bonfire, karaoke, photo scavenger hunt, and hikes!

# Participation Patches



We're ripping a page out of the Boy Scout books for this one! This year at L.E.A.D. we're leaning in fully to all things camp and bringing you Participation Patches! Throughout the conference, attendees will be awarded patches for different tasks they complete. Each patch will get you one entry into our final Participation Incentive Prize draw with a chance to win some really sweet prizes! If you're ready to dive in and make the most out of L.E.A.D. this one's for you!





# Presentation Proposal Guide



As a student leader in residence, you likely share several of the same responsibilities and experiences as your colleagues at other institutions. You probably have some kind of on-call component, and you probably have to deliver programming to residents.

But within those shared experiences, there is one thing that is different which separates you from your peers: an individual and specific passion about a portion of your role. A passion that you want to share with others, a passion that motivates you every day!

These are topics that make a truly memorable presentation. As motivational speaker Simon Sinek would say: “people don’t buy what you do, they buy why you do it.”

Proposals can be submitted through our Google Form <https://forms.gle/Sge7VfznnQas6Q677> until Wednesday, October 15, 2024.

Applicants will be notified if they have been selected by Friday, October 18, 2024.

Let’s go through the six steps you’ll need to complete to submit a proposal:



# Presentation Proposal Guide



## Step #1: Choose Your Topic

Consider the following to generate ideas:

1. What are you passionate about?
2. What is a lesson you're learning in your personal life?
  - a. Eg. setting boundaries, time management tips, personal development, etc.
3. What is something you have learned in classes others may benefit from?
  - a. Eg. Indigenous Relations, Psychology, Management, etc.
4. What is something that you have done effectively in your residence assistant role that others would benefit from learning?
  - a. Eg. Virtual programming, Passive Programming, Mediation processes, etc.
5. What is something you wish you would have known when you first started in your role in residence that you know now?
  - a. Pick a specific lesson or two and take people through that process of learning
6. What is a session from your residence student staff training that was particularly useful?
  - a. Are you able to teach similar material to others? Consider asking your supervisor for support or resources.
7. What is something your institution does that you think is particularly effective and can you share how other RAs could bring this to their institution?
  - a. Eg. Consider programs, physical spaces in residence, ways you support residents
8. Can you speak about the topic in an engaging way for 25-50 minutes?
9. Is your topic relevant and applicable to work in residence?
10. What would you like attendees to take away from your presentation?
11. What makes your session worth other people's time to attend?
  - a. Having a clear picture of this helps guide you to make a quality presentation. You need to know your presentation will be awesome in order to deliver an awesome presentation!



# Presentation Proposal Guide



## Step #2: Create an Interesting Title

Consider the following to catch attention:

1. Add rhymes or word alliterations
2. Start with a quote
3. Make it relevant
4. Avoid using unfamiliar acronyms
5. Use a play on words
6. Give a sneak peak into what you'll be talking about

Remember! This will be one of the first things the LEAD committee will see when they evaluate your proposal, and also one of the first things attendees see when deciding what presentations to attend.

## Step #3: Create an Engaging Abstract

Think about how, in 100 words or less, you can connect with your prospective attendees and draw them to your presentation. Start with something catchy, and end with something tangible.

Consider the following when writing your abstract:

1. What is your focus?
2. How is your topic related to life on campus?
3. How is your approach to this topic unique?
4. What is the fundamental takeaway from your presentation?

# Presentation Proposal Guide



## Step #4: Create a Stand-Out Description

Now that you've got our attention with an interesting title and engaging abstract, it's time to focus on the description. Give us a more focused insight onto what you are going to talk about and how.

You can break down the content of your abstract into more specific and easily digestible pieces.

Identify some of your main talking points, and a breakdown of what you want attendees to take away from your presentation and how this will be accomplished. Provide a framework of your structure and how you intend to utilize your time.

## Step #5: The Why

Tell us why you selected your topic, and how it is relevant to our world of campus housing. Explain what attendees will gain from your presentation.

## Step #6: Safety and Inclusion


Use this section to show how you will ensure your presentation is a safe, welcoming, and inclusive space for all attendees.

Two questions to consider are:

1. How will I reduce barriers to ensure everyone can participate?
2. How have you considered your lived experiences and privilege in relation to what you will be discussing?



# Want to Help Out?



## Professional Staff:

Please reach out to [lead@rlpa.ca](mailto:lead@rlpa.ca) directly if you're interested in joining our planning committee!

## Student Staff:

Once registration closes we will provide information to all registered attendees on how to be a student volunteer at the conference. We need helping hands to introduce presenters, hand out presentation evaluations, and facilitate round tables.

# Conference FAQs



## What is the dress code for L.E.A.D.?

School spirit/cozy camp! We highly encourage all attendees to wear their school swag/school colours to keep the spirit up. Wear whatever makes you feel happy and confident, but we fully acknowledge you're sleeping in cabins at a retreat centre! Things like sweatshirts, jeans, leggings, funky slippers, and Crocs are totally welcome!

## What is the substance policy?

The Gull Lake Centre is a substance free camp. Please leave all alcohol and recreational drugs at home! For those who smoke or vape tobacco products, they must be used in designated smoking areas only.

## What do our sleeping accommodations look like?

All attendees will sleep in cabins with up to ~10 others. We will have both gender-free and gendered cabins available, and attendees can designate their preference during registration. Each cabin has its own bathroom and electricity. Professional staff and student staff will be in separate cabins. Please remember to bring a sleeping bag and towel as these are NOT provided.

## What if I have dietary restrictions?

Please notify us of any dietary needs during registration, and Gull Lake Centre will be sure to accommodate you!

## Is there wifi and cell service?

Yes!

With any other questions feel free to email us at [lead@rlpa.ca](mailto:lead@rlpa.ca)





